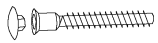


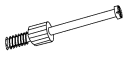


x 50



(a)

x 6



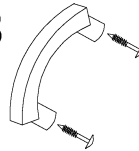
(b)

x 6



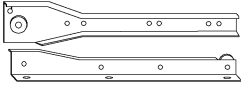
(c)

x 8



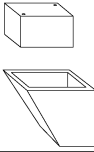
(d)

x 5 (kpl.)



(e)

x 4




(f)

x 1 (570 mm)



(g)



50 min



x 10



(h)

x 23
(3,5x30)



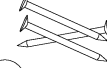
(i)

x 68
(3,5x16)



(j)

x 125

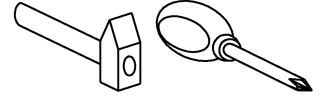


(k)

x 1



(l)



1 - FAZY MONTAŻU

A - OZNACZENIE ELEMENTÓW

a - OZNACZENIE AKCESORIÓW

