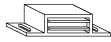


x 24



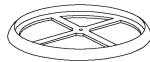
(a)

x 2



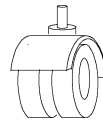
(b)

x 8



(c)

x 5



(d)

x 5



(e)

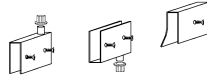
x 12

(3,5x16)



(f)

x 2 kpl.



(g)

x 20



(h)

x 2 (450 mm)



(i)

x 2 (121 mm)



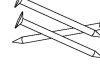
(j)

x 1




(k)

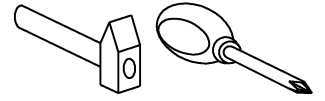
x 30



(l)



30 min

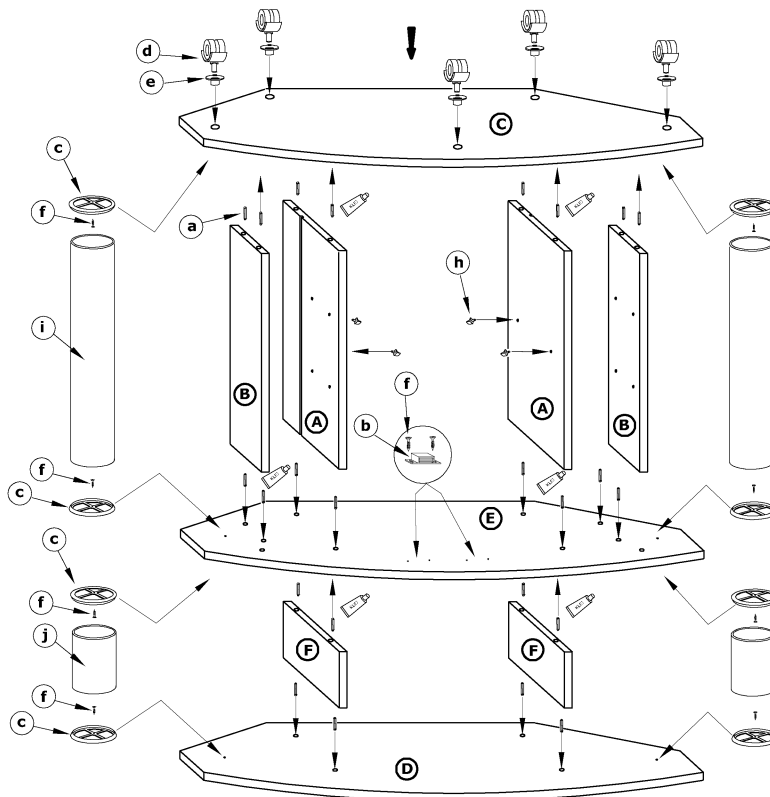


1 - FAZY MONTAŻU

A - OZNACZENIE ELEMENTÓW

a - OZNACZENIE AKCESORIÓW

1



2

