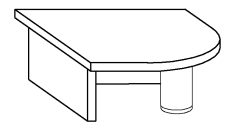




# NADSTAWKA 3

→ 32 ↑ 14 ↘ 32

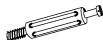


x 1



a

x 2



b

x 2



c

x 4



d

x 1



e

x 1




f

X 1 (118 mm)



g

X 1 (111 mm)

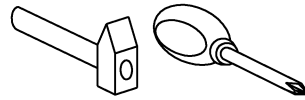


h

X 1



i



10 min

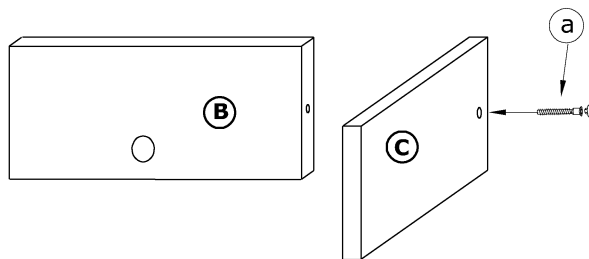


1 - FAZY MONTAŻU

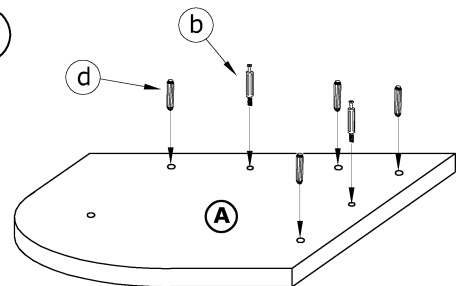
A - OZNACZENIE ELEMENTÓW

a - OZNACZENIE AKCESORIÓW

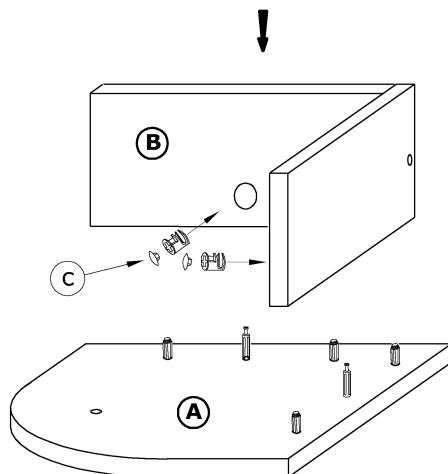
1



2



3



4

