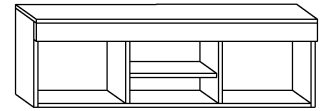


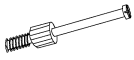


MAX-PÓŁKA

→ 111 ↑ 35 ↘ 22

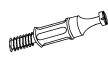


x 8



a

x 3



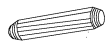
b

x 11



c

x 16



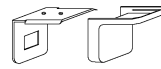
d

x 4




f

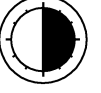
x 2



g



30 min



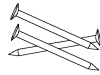
x 4

(6,2x13)

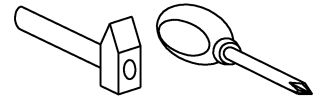


h

x 35



i



1 - FAZY MONTAŻU

A - OZNACZENIE ELEMENTÓW

a - OZNACZENIE AKCESORIÓW

