

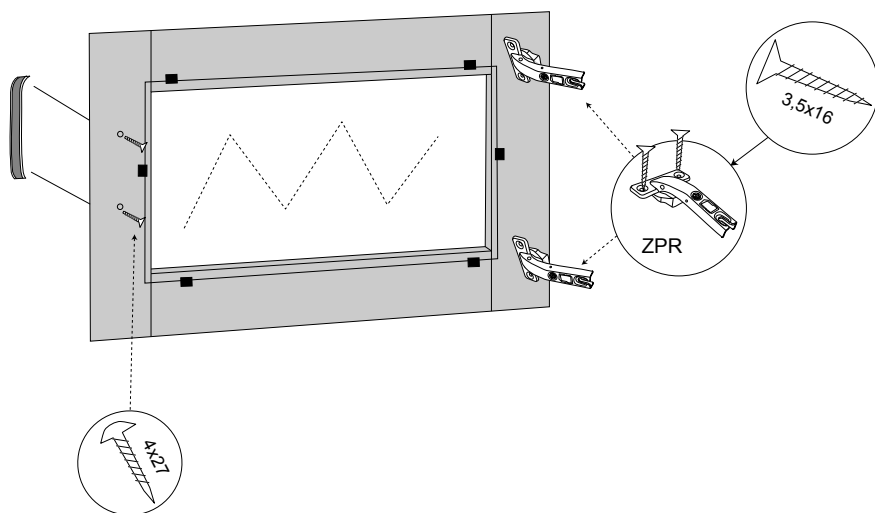
www.MLMEBLE.pl

GB D CZ SK RUS LT  
assembly instructions / montageanleitung / montážní návod / montážny návod / инструкции по монтажу / surinkimo instrukcija


















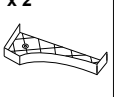
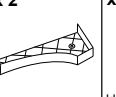



## INSTRUKCJA MONTAŻU


**OLIWIER 22/S**  
 44 138 33

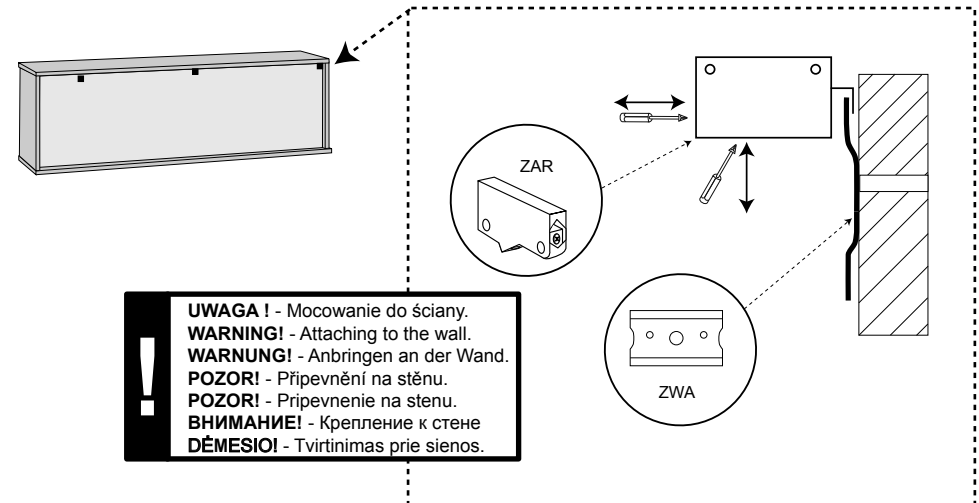
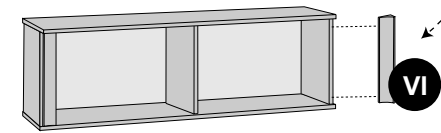
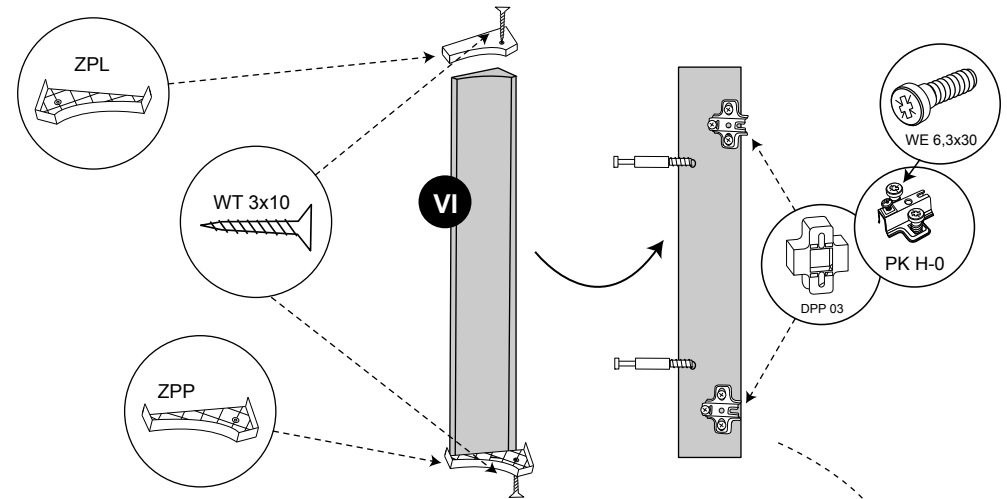
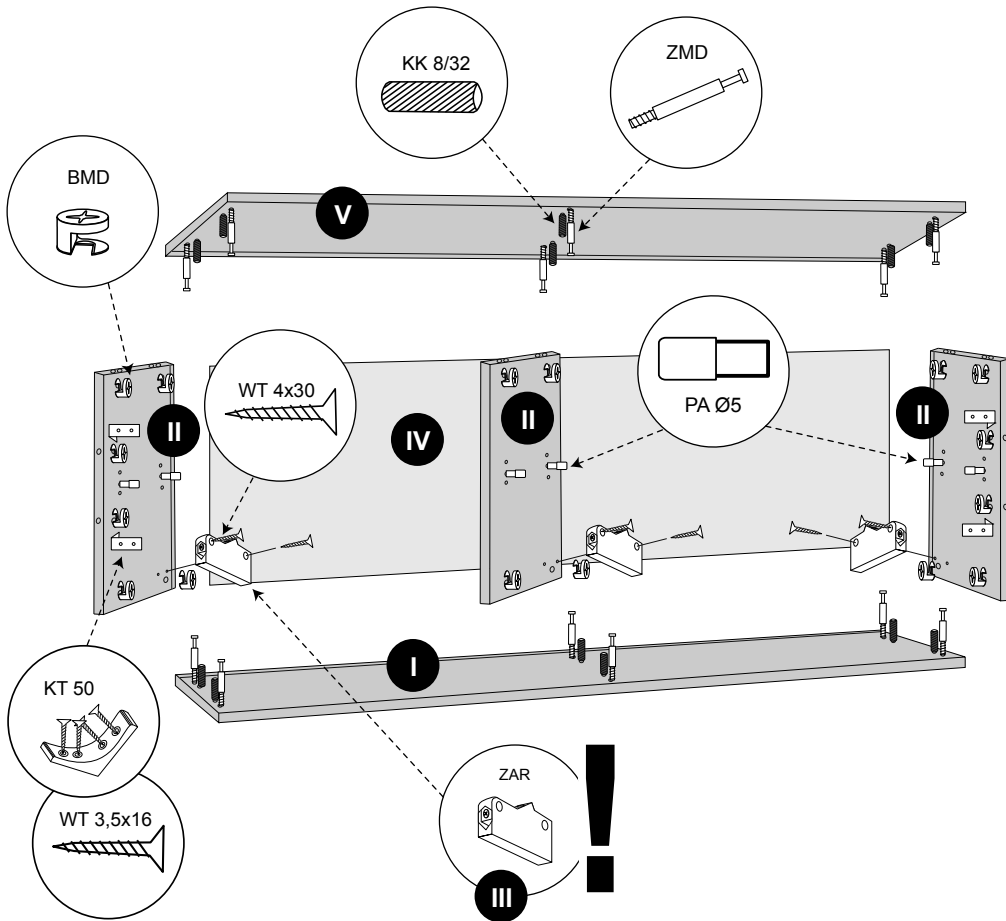
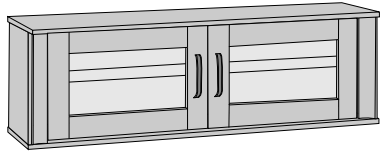


akcesoria / accessories / zubehör / příslušenství / prislušenstvo / аксесуары / furnitūra :

x 12 KK 8/32 	x 10 GZ 1,4/25 	x 16 MD 	x 16 ZAM 	x 8 PA Ø5 	x 24 WT 3,5x16 	x 6 WT 4x30 	x 4 WT 4x27 
x 4 WT 3x10 	x 4 ZPR 	x 4 PK H-0 	x 2 UTO 	x 8 WE 6,3x30 	x 3 ZAR 	x 3 ZWA 	x 4 KT 50 
x 4 DPP 03 	x 2 ZPL 	x 2 ZPP 	x 1 klej / glue / kleber / lepidlo / lepidlo / клей / клей 				

do montażu potrzebne są:  
 are needed for assembly:  
 sind erforderlich für die montage:  
 jsou potřebné pro montáž:  
 sú potrebné pre montáž:  
 которые необходимы для сборки:  
 Surinkimui reikės





**!**  
**UWAGA !** - Mocowanie do ściany.  
**WARNING!** - Attaching to the wall.  
**WARNUNG!** - Anbringen an der Wand.  
**POZOR!** - Připevnění na stěnu.  
**POZOR!** - Připevnenie na stenu.  
**ВНИМАНИЕ!** - Крепление к стене  
**DĒMĒSIO!** - Tvirtinimas prie sienos.