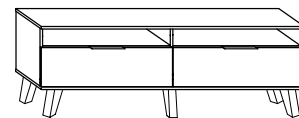




SVN-11 STOLIK RTV 2D

→ 160 × 57 × 40



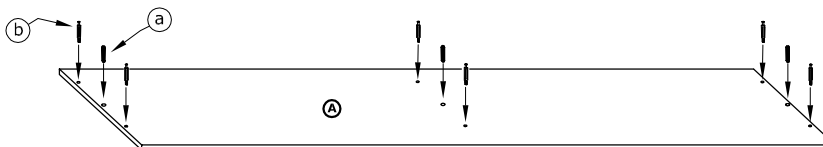
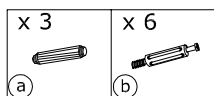
x 8 a	x 10 b	x 14 c	x 16 d	x 4 e	x 4 f		
x 2 g	x 2 h	x 4 (3x16) i	x 16 (3,5x16) j	x 2 k	x 60 l		x 1 m
x 5 n							 50 min

1 - FAZY MONTAŻU

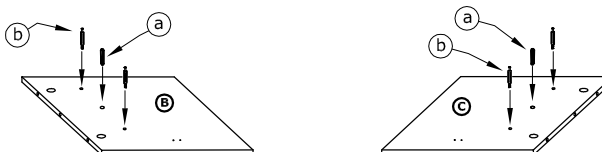
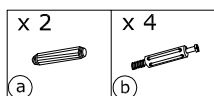
A - OZNACZENIE ELEMENTÓW

a - OZNACZENIE AKCESORIÓW

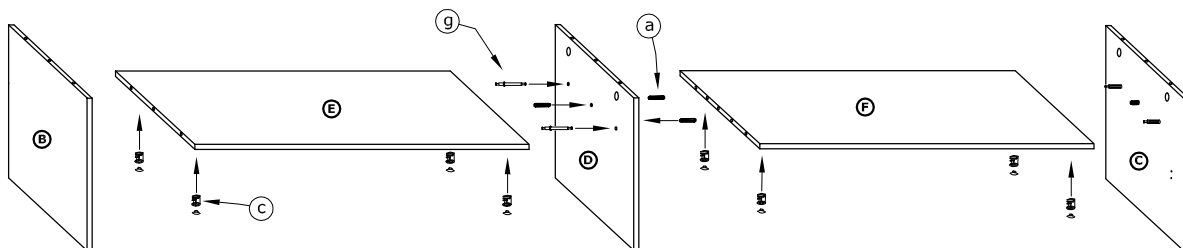
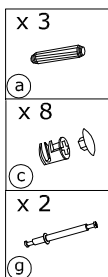
1



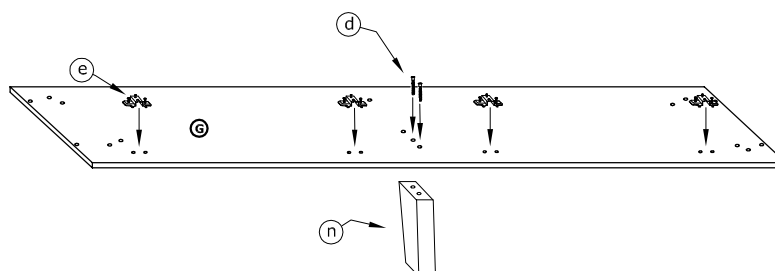
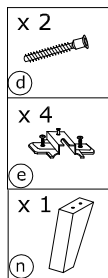
2





3

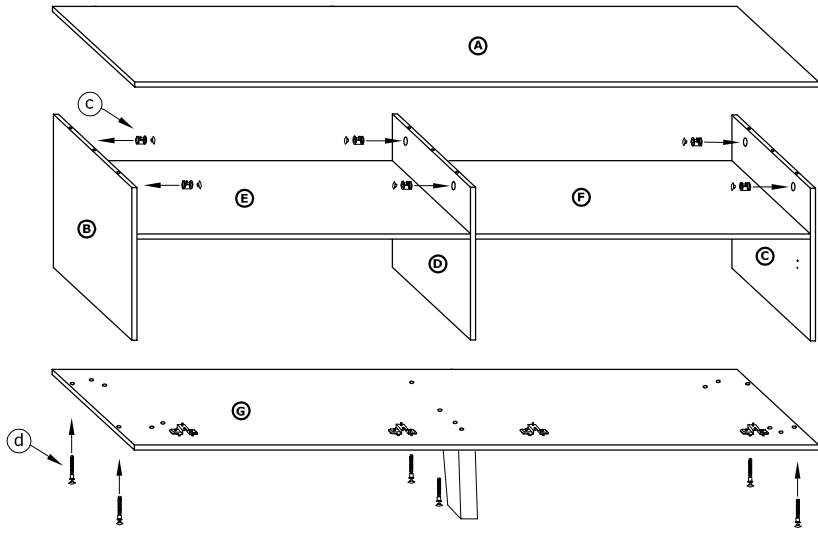


4






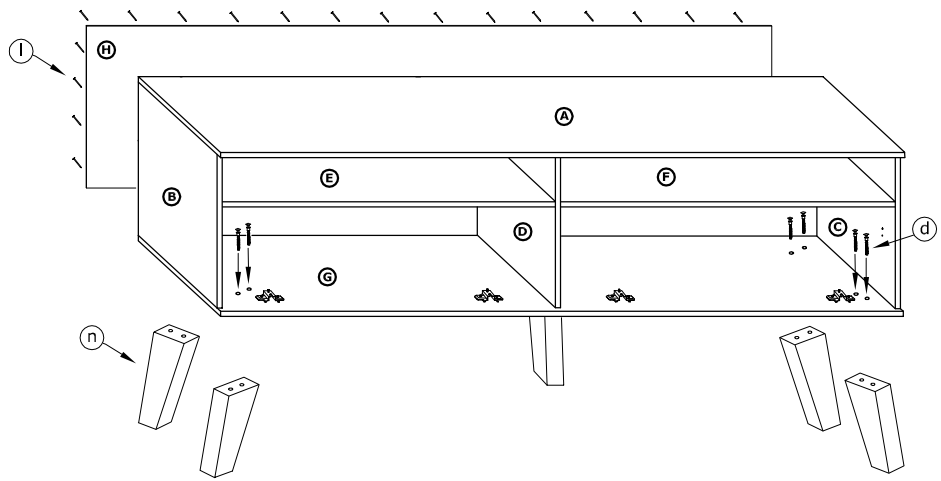
5

- x 6 
- x 6 








6

- x 8 
- x 40 
- x 4 



7

- | | | | | |
|--|--|--|---|--|
| x 4
 | x 2
 | x 4
(3x16)
 | x 16
(3,5x16)
 | x 2
 |
| (f) | (h) | (i) | (j) | (k) |

