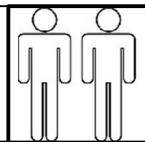




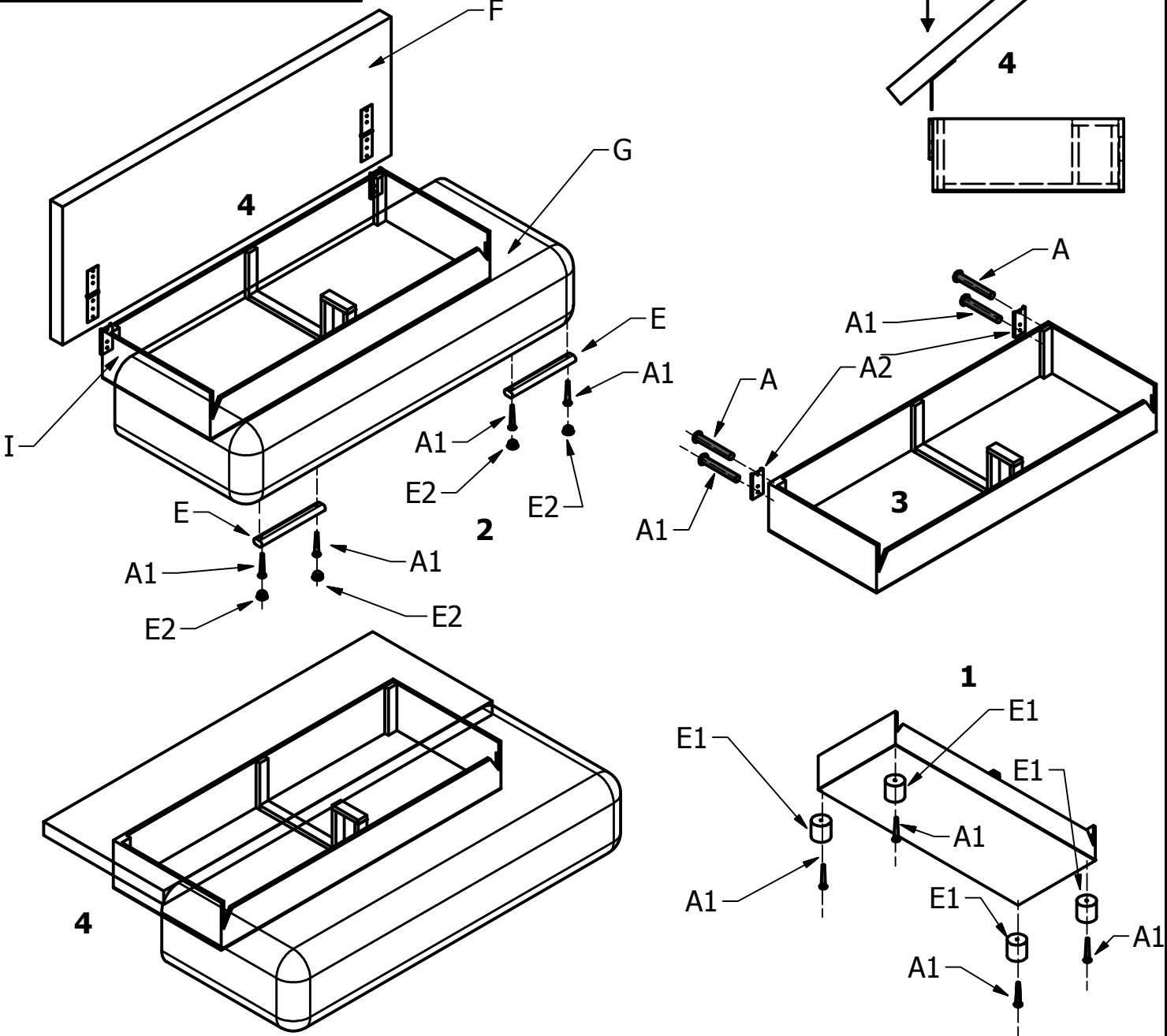
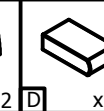
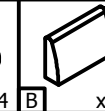
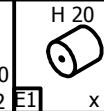
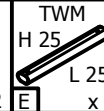
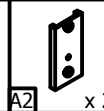
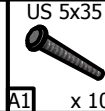
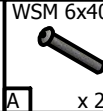
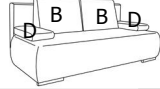
D - Montageanleitung GB - Assembly instructions NL - Handleiding voor de montage  
 PL - Instrukcja montażu TR - Montaj talimatı RU - Инструкция по монтажу  
 RO - Instrucțiuni de montaj IT - Istruzioni di montaggio FR - Notice de montage  
 SK - Návod na montáž CZ - Montážní návod HU - Szerelési útmutató



1/1

Name-Naam-Nazwa-İsim-Название-Nom-Nome-Jméno-Názov-Név-Denumire

TOGO LUX 3DL



Service-Dienstverlening-Serwis-Servis-Служба-Assistenza-Szerviz

Typ-Type-Tip-Tím-Tipus-Tipo [LW2](#)

A
B
C
D
E
F
G

